



In the ever-evolving landscape of database management, ensuring the availability and swift recovery of critical data has become paramount. This presentation dives into the latest enhancements and changes upcoming in availability and recovery with Db2's Next Release to help you get the most out of your investment and defend against potential disruptions.

1. Discuss and explore in detail the new features and changes in availability and recovery that are coming soon with Db2's Next Release.
2. Discuss what is next in availability and recovery.

3. Discuss the current top customer feature requests in availability and recovery.

## Safe Harbor Statement

Copyright © IBM Corporation 2024. All rights reserved.

U.S. Government Users Restricted Rights - Use, duplication, or disclosure restricted by GSA ADP Schedule Contract with IBM Corporation

THE INFORMATION CONTAINED IN THIS PRESENTATION IS PROVIDED FOR INFORMATIONAL PURPOSES ONLY. WHILE EFFORTS WERE MADE TO VERIFY THE COMPLETENESS AND ACCURACY OF THE INFORMATION CONTAINED IN THIS PRESENTATION, IT IS PROVIDED "AS IS" WITHOUT WARRANTY OF ANY KIND, EXPRESS OR IMPLIED. IN ADDITION, THIS INFORMATION IS BASED ON CURRENT THINKING REGARDING TRENDS AND DIRECTIONS, WHICH ARE SUBJECT TO CHANGE BY IBM WITHOUT NOTICE. FUNCTION DESCRIBED HEREIN MAY NEVER BE DELIVERED BY IBM. IBM SHALL NOT BE RESPONSIBLE FOR ANY DAMAGES ARISING OUT OF THE USE OF, OR OTHERWISE RELATED TO, THIS PRESENTATION OR ANY OTHER DOCUMENTATION. NOTHING CONTAINED IN THIS PRESENTATION IS INTENDED TO, NOR SHALL HAVE THE EFFECT OF, CREATING ANY WARRANTIES OR REPRESENTATIONS FROM IBM (OR ITS SUPPLIERS OR LICENSORS), OR ALTERING THE TERMS AND CONDITIONS OF ANY AGREEMENT OR LICENSE GOVERNING THE USE OF IBM PRODUCTS AND/OR SOFTWARE.

IBM, the IBM logo, ibm.com and Db2 are trademarks or registered trademarks of International Business Machines Corporation in the United States, other countries, or both. If these and other IBM trademarked terms are marked on their first occurrence in this information with a trademark symbol (® or ™), these symbols indicate U.S. registered or common law trademarks owned by IBM at the time this information was published. Such trademarks may also be registered or common law trademarks in other countries. A current list of IBM trademarks is available on the Web at "Copyright and trademark information" at [www.ibm.com/legal/copytrade.shtml](http://www.ibm.com/legal/copytrade.shtml)

## Agenda [1|2]

- **What's New**

- Backup Intra-Table Space Parallelism (ITP) Support
- History File Improvements
  - Provide Backup Size Info In History File
  - Store Encrypted Backup Information in History File
  - Increase Size of COMMENT Field
- Log File Validation During Archive
- HADR Major Version Upgrade with Reads on Standby (RoS)
- Remove the Restriction of Restore and Rollforward Through a Topology Change in pureScale
- HADR SSL support in pureScale
- Enable Hostname Validation Feature in pureScale
- Add Support for S3-compatible (Remote) Storage to Automatic Db2 Backup
- Automatic History File Pruning for Automatic Db2 Backup
- Licensing and Restrictions for Community and Starter Editions

- **Logical BAR Enhancements**

- Support Storage Access Alias in Place of Access Keys (Use DB2REMOTE)
- List Backup Image Contents (New LOGICAL\_BACKUP\_DETAILS\_TAB Table Function)
- Config Setting to Control Default Schema Type (Enable Row Modification Tracking by Default)

## Agenda [2|2]

- **What's Changed**

- New Columns Added / New Formatting for BAR Stats Diag Entry
- Make DB2\_USE\_FAST\_LOG\_PREALLOCATION=YES the Default
- Make DB2\_BCKP\_PAGE\_VERIFICATION=ON the Default
- DB2\_FAIL\_RECOVERY\_ON\_TABLESPACE\_ERROR Crash Recovery Support
- Externalize DB2\_HADR\_BLOCK\_ON\_DISKFULL (formerly DB2\_HADR\_DISKFULL\_NONBLOCKING)
- Externalize DB2\_DPS\_RLOG\_SHR\_MEMBYTES
- Advanced Log Space Management (ALSM) on by Default Under DB2\_WORKLOAD=SAP

- **Deprecated**

- DB2\_HADR\_NO\_IP\_CHECK (the Old HADR NAT support)

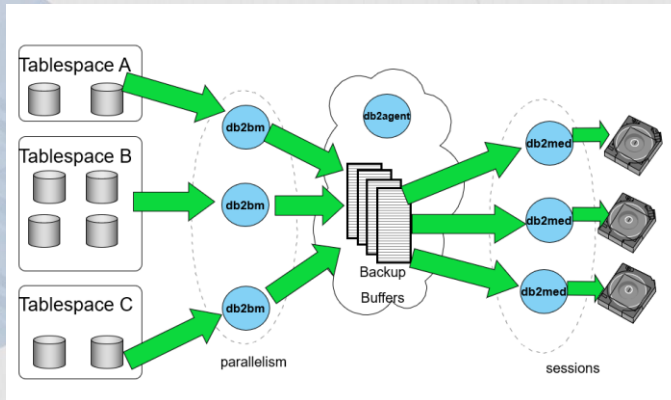
- **Discontinued**

- db2tapemgr
- XBSA Support for Backup/Restore

## What's New

- **Backup Intra-Table Space Parallelism (ITP) Support**
- **History File Improvements**
  - Provide Backup Size Info In History File
  - Store Encrypted Backup Information in History File
  - Increase Size of COMMENT Field
- **Log File Validation During Archive**
- **HADR Major Version Upgrade with Reads on Standby (RoS)**
- **Remove the Restriction of Restore and Rollforward Through a Topology Change in pureScale**
- **HADR SSL support in pureScale**
- **Enable Hostname Validation Feature in pureScale**
- **Add Support for S3-compatible (Remote) Storage to Automatic Db2 Backup**
- **Automatic History File Pruning for Automatic Db2 Backup**
- **Licensing and Restrictions for Community and Starter Editions**

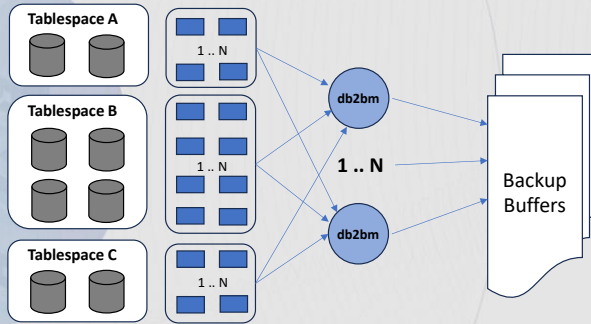
## Backup Intra-Table Space Parallelism (ITP) Support [1 | 4]



- Today, backup assigns one db2bm EDU to a table space (tuned based on PARALLELISM)

- If a few large table spaces and many small table spaces, the small table spaces will be backed up quickly but then the large table spaces are read using a single EDU → overall backup time is proportional to the size of the largest table space

## Backup Intra-Table Space Parallelism (ITP) Support [2 | 4]



- Solution is to break up table spaces into smaller segments (1 .. N) that can be assigned to BMs to be processed in parallel
- Split table space into an arbitrary number of chunks that 1 .. N db2bms will read
  - N determined by resource factors, like CPU, memory and parallel IO
- External registry variable:
  - DB2\_BACKUP\_ITP=ON/OFF
  - Default is ON



## **Backup Intra-Table Space Parallelism (ITP) Support [3 | 4]**

- In cases where the sizes of table spaces are highly skewed (e.g. one tablespace is >70% of the total database size) we are seeing performance improvements of 2x or more
- In cases where the table spaces are balanced, we see much smaller improvements
- The amount of improvement we can get is capped by the I/O capacity of the channel between the disk and the CPU
- ITP works by making unused I/O capacity in the system available. Once that capacity is filled, you hit the maximum improvement that ITP can provide
- We were able to greatly improve ITP performance by adding I/O capacity to our test system
  - For example: install another fiber channel to your disk

## Backup Intra-Table Space Parallelism (ITP) Support [4|4]

Backup DB SRC 468GB – Backup Parallelism 4 - Target 2 - Compress

db2 "backup database SRC to /backup/db2backup/SRC,/backup/db2backup/SRC with 8 buffers parallelism 4 compress"

Largest TS: 263GB

All TS: 468GB => **Largest TBSP 56% of all tablespaces**

### ITP OFF – 5879s – 100%

2024-07-08-16:23:02.164386+120 E9451776A2152 LEVEL: Info

```
Parallelism = 4
Number of buffers = 8
Buffer size = 16781312 (4097 4KB pages)

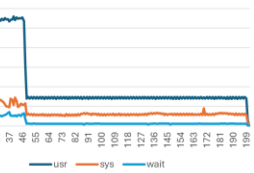
BH# Total I/O Comp# MrgQ WaitQ Throttle LoadP# Buffers MBytes Comp#
-----
000 1:27:59 0:07:03 1:30:12 0:00:00 0:00:00 0:00:00 0:00:00 16778 203900 228975 0
001 1:27:59 0:01:51 0:20:13 0:00:00 1:16:52 0:00:00 0:00:00 2363 65676 65276 0
002 1:27:59 0:02:00 0:20:04 0:00:00 1:16:52 0:00:00 0:00:00 1945 71132 70434 0
003 1:27:59 0:02:04 0:20:01 0:00:00 1:16:52 0:00:00 0:00:00 2132 71909 71625 0
TOT - - - - - 23118 478409 436206 0

MCF Total I/O MrgQ WaitQ Buffers MBytes
-----
000 1:27:59 0:06:15 1:31:43 0:00:00 11357 181740
001 1:27:59 0:06:31 1:31:28 0:00:00 11763 188221
TOT - - - - - 23120 369962
```

Disk Usage in %



CPU Usage in %



### ITP ON, PARA 4 – 2654s – 45%

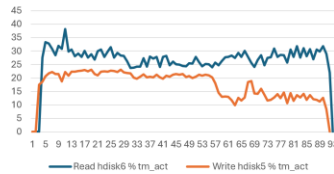
2024-07-08-16:16:10.539351+120 E971386A2152 LEVEL: Info

```
Parallelism = 4
Number of buffers = 8
Buffer size = 16781312 (4097 4KB pages)

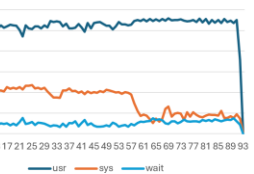
BH# Total I/O Comp# MrgQ WaitQ Throttle LoadP# Buffers MBytes Comp#
-----
000 0:44:14 0:04:22 0:39:37 0:00:00 0:00:00 0:00:00 0:00:00 5800 117628 109349 0
001 0:44:14 0:04:32 0:39:29 0:00:00 0:00:00 0:00:00 0:00:00 5792 121601 107956 0
002 0:44:14 0:04:28 0:39:33 0:00:00 0:00:00 0:00:00 0:00:00 5828 118105 104372 0
003 0:44:14 0:04:27 0:39:32 0:00:00 0:00:00 0:00:00 0:00:00 5588 120973 107964 0
TOT - - - - - 23118 478409 429644 0

MCF Total I/O MrgQ WaitQ Buffers MBytes
-----
000 0:44:14 0:08:09 0:36:05 0:00:00 11598 185587
001 0:44:14 0:08:07 0:36:06 0:00:00 11522 184365
TOT - - - - - 23120 369962
```

Disk Usage in %



CPU Usage in %



9

- POWER 8
- FC: 2x 8GBit ports – SDD and HDD on different ports
- AIX 7200-05-07-2346
- Backup target: HDD
- Backup source: SDD
- Db2 software compression used to slowdown I/O rate

## History File Improvements [1 | 5]

### Improvements:

1. Provide Backup Size Info In History File
2. Store encrypted backup information in history file
3. Increase size of COMMENT field
  - Increased from 30 to 254 characters

### Motivation:

- More customers want better reporting or to script around inventory of objects, like images and log files:
  - Object sizes
  - Compressed? Encrypted? Backup includes logs?
  - Build restore estimations based on backup image size

## History File Improvements [2|5]

- History file entry for backup:
  - Total Size: total size of all backup image sequences in bytes
  - Sequence Size: size of an individual backup image sequence in bytes
  - Compression Lib: ' ' (Not Compressed), 'C' (Default Compr Lib), 'U' (User Defined Custom Lib), 'N' (NX842), 'Z' (ZLIB)
  - Encrypted: Yes/No for 'LIST HISTORY', 1/0 for 'SYSIBMADM.DB\_HISTORY'
  - Include Logs: Yes/No for 'LIST HISTORY', 1/0 for 'SYSIBMADM.DB\_HISTORY'
- History file entry for load copy:
  - Total Size: total size of all load copy image sequences in bytes
  - Sequence Size: size of an individual load copy image sequence in bytes
  - Encrypted: Yes/No for 'LIST HISTORY', 1/0 for 'SYSIBMADM.DB\_HISTORY'
- History file entry for log:
  - Total Size: actual size of the archived log in bytes
  - Compression Lib: ' ' (Not Compressed), 'C' (Default Compr Lib), 'N' (NX842), 'Z' (ZLIB)
  - Encrypted: Yes/No for 'LIST HISTORY', 1/0 for 'SYSIBMADM.DB\_HISTORY'

## History File Improvements [3|5]

- **SYSIBMADM.DB\_HISTORY** displays **Total\_Size**, **Seq\_Size**, **Compression\_Library**, **Encrypted**, and **IncludeLogs** for an online backup image made up of three sequences with compression(ZLIB) and encryption enabled:

```
$ db2 "select EID,TOTAL_SIZE, SEQ_SIZE, COMPRESSION_LIBRARY, ENCRYPTED, INCLUDE_LOGS from SYSIBMADM.DB_HISTORY where OPERATION='B'"
```

| EID | TOTAL_SIZE | SEQ_SIZE | COMPRESSION_LIBRARY | ENCRYPTED | INCLUDE_LOGS |
|-----|------------|----------|---------------------|-----------|--------------|
| 4   | 48308224   | 24166400 | Z                   | 1         | 1            |
| 5   | 48308224   | 12070912 | Z                   | 1         | 1            |
| 6   | 48308224   | 12070912 | Z                   | 1         | 1            |

3 record(s) selected.

## History File Improvements [4|5]

- **SYSIBMADM.DB\_HISTORY** displays Total Size, Compression Library and Encrypted for a log archive with both compression and encryption enabled:

```
$ db2 "select EID, TOTAL_SIZE, COMPRESSION_LIBRARY, ENCRYPTED from SYSIBMADM.DB_HISTORY where OPERATION='X'"
```

| EID | TOTAL_SIZE | COMPRESSION_LIBRARY | ENCRYPTED |
|-----|------------|---------------------|-----------|
| 2   | 356352     | C                   | 1         |

1 record(s) selected.

## History File Improvements [5 | 5]

- **LIST HISTORY** displays **Total Size**, **Compression Library** and **Encrypted** for a log archive with both compression and encryption enabled:

```
$ db2 list history archive log all for db sample

Op Obj Timestamp+Sequence Type Dev Earliest Log Current Log Backup ID
-----
X D 20240711195435      1 D S00000000.LOG C00000000
-----

Comment:
Start Time: 20240711195435
End Time: 20240711195436
Status: A
Total Size: 356352 (bytes)
Compr Lib: C
Encrypted: Yes
-----

EID: 2 Location: /home/wlarry/logs/wlarry/SAMPLE/NODE0000/LOGSTREAM0000/C0000000/S00000000.LOG
```

## Log File Validation During Archive [1 | 5]

- **Customer Ask:**
  - **When we archive a log file do verification similar to db2cklog**
  - **To service archive log file corruption reports**
    - Need a way to see if Db2 or file system issue
- **We had basic internal way to validate on archive (11.5), time to externalize**
  - `DB2_VALIDATE_LOG_ON_ARCHIVE=ON/OFF`
  - Default is ON
- **Solution:**
  - Perform validation on archive
  - If log file invalid retry the validation in case the problem is transient
  - The retry logic will stop when the next log file is produced and ready to be archived
  - Conclude this log file is invalid and archive with validation error before moving on to the next log file
  - Notify user that recoverability is compromised, and a new database backup is needed



## Log File Validation During Archive [2|5]

- Add new indicator ("VE:") to the Comment field in the history file entry

```
Op Obj Timestamp+Sequence Type Dev Earliest Log Current Log Backup ID
-----
X D 20240213115521 1 D S0000003.LOG C0000000
-----
Comment: VE:-servername=server1
Start Time: 20240213115521
End Time: 20240213115618
Status: A
-----
EID: 4 Location: /db2/user/SAMPLE/NODE0000/LOGSTREAM0000/C0000000/S0000003.LOG

Op Obj Timestamp+Sequence Type Dev Earliest Log Current Log Backup ID
-----
X D 20240213115521 1 D S0000004.LOG C0000000
-----
Comment: VE:
Start Time: 20240213115722
End Time: 20240213115833
Status: A
-----
EID: 5 Location: /db2/user/SAMPLE/NODE0000/LOGSTREAM0000/C0000000/S0000004.LOG
```

16

This allows us to later examine the problematic log file for PD, without having to keep it in the active log path which can cause disk space issue.

## Log File Validation During Archive [3|5]

- New admin message written to the notify log when detecting a log file is invalid during archive:

```
ADM1841W The database manager was either unable to locate log
"<logFile>" or found a validation issue with the log while
attempting to archive it. Your existing recovery strategy may
not work if this log file is required during recovery.
A database backup is required to ensure the recoverability of the
database. However, the backup should be taken after the First
Active Log file (LOGHEAD) DB configuration parameter is beyond the
specified log. You might want to consider deactivating the
database now to have the First Active Log file (LOGHEAD) move up,
and then take a backup.
```

- New element in MON\_GET\_TRANSACTION\_LOG monitor table function to report the last invalid Log file detected

```
>> db2 "Select MEMBER, last_log_validation_error from table(mon_get_transaction_log(-1)) as t"
```

```
MEMBER LAST_LOG_VALIDATION_ERROR
-----
0 3
```

```
1 record(s) selected.
```

## Log File Validation During Archive [4 | 5]

- New reporting from "db2pd -logs" of the last invalid log file detected

```
>> db2pd -logs -db ese
```

```
Database Member 0 -- Database ESE -- Active -- Up 0 days 00:00:06 -- Date 2023-02-14-10.26.03.119965
Logs:
Current Log Number          0
Pages Written               0
Cur Commit Disk Log Reads  0
Cur Commit Total Log Reads 0
Method 1 Archive Status     Success
Method 1 Next Log to Archive 6
Method 1 First Failure      n/a
Method 2 Archive Status     n/a
Method 2 Next Log to Archive n/a
Method 2 First Failure      n/a
Last Log Validation Error    3      ← NEW FIELD
Extraction Status           n/a (0)
Extraction Throttle Reason  n/a
Current Log to Extract      n/a
Log Chain ID                0
Current LSO                  86182945
Current LSN                  0x00000000000056A62
Address      StartLSN      StartLSO      State      Size      Pages      Filename
0x00007FC0D9A7B126 0000000000000000 86182945 0x00000000 1024    1024      S0000006.LOG
0x00007FC0D9A7B18E 0000000000000000 90356769 0x00000000 1024    1024      S0000007.LOG
0x00007FC0D9A7B1F6 0000000000000000 94530593 0x00000000 1024    1024      S0000008.LOG
```

## Log File Validation During Archive [5|5]

**Notes: LAST LOG VALIDATION ERROR field**

- Kept in sync between HADR primary and secondary
- Will be reset when the log archive entry in the history file is pruned
- Will only report the latest log that failed validation on archive. The latest failure determines if recoverability of the database is compromised

## HADR Major Version Upgrade with Reads on Standby (RoS)

- **Sample Scenario:**

- Single database A in an ESE instance
- Primary on host 1 and standby on host 2
  - Database activated on both



- **High Level Process<sup>1</sup>:**

- HADR roles maintained; **standby will NOT need to be re-initialized**
- **Downlevel release MUST be Db2 11.5.8 or later with pre-requisite DT259396**
- Primary and standby must validate log positions in downlevel release
- Primary must be shutdown first, but **standby can stay activated in downlevel release**
- Primary is upgraded first but no logs shipped to standby during upgrade
- Standby can service read only application requests, while in downlevel release
- Primary and standby must be at same code level to communicate (log ship)
- Once primary upgraded, standby can be upgraded and logs will be replayed

- **Summary:**

- Worth noting is log gap that can form as primary is being upgraded and standby in downlevel
- After primary upgraded and opened for business, no HA protection for unplanned outage until standby catches up into peer state
- Trade off we believe customers willing to accept

<sup>1</sup> See Performing Db2 HADR Upgrades Made Easy (IDUG 2023) for more in-depth details of base procedure:

<https://roecken.ca/academia/presentations/IDUGEMEA2023-PerformingDb2HADRUpgradesMadeEasy.pdf>

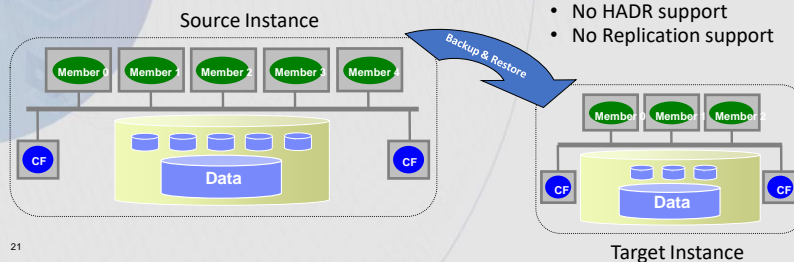
Same procedure can be applied to multiple standby (principal and/or auxiliary standby).

Downlevel release MUST be Db2 11.5.8 or later with pre-requisite DT259396. Ensure you are using a CSB that includes this KI.

## Remove the Restriction of Restore and Rollforward Through a Topology Change in pureScale [1 | 3]

### Pre-12.1 pureScale to pureScale:

- Online/offline add member
  - Restore + rollforward support (offline/online images)
  - HADR support
- Offline drop member
  - Topology life change event
  - Database must be consistent; no backup / restore / rollforward pending
  - After drop of member must take offline database backup
  - Restore of offline backup images only and without rolling forward
  - No database or table space rollforward support; non-recoverable point
  - No HADR support
  - No Replication support



Db2 10.5 came out with online add member and restore+rollforward support. Drop member is offline with these restrictions:

The last member cannot be dropped.

The catalogued databases must satisfy the following criteria:

- Consistent database.
- Have at least one reconciled member remaining after the drop.
- HADR role standard.
- Not backup pending.
- Not topology life change pending or in progress.
- Not database rollforward pending.
- All table spaces must be in normal state (for example, not rollforward or restore pending).
- Not restore pending.

A drop member is considered a topology life change event: in addition to writing a topology life change log record, this generates a new topology life identifier.

The user is required to take a full offline database backup after one or more drop member operations.

Any restore that results in members dropped from the topology is considered a topology life change event and must have a full offline backup taken after the restore to guarantee recoverability.

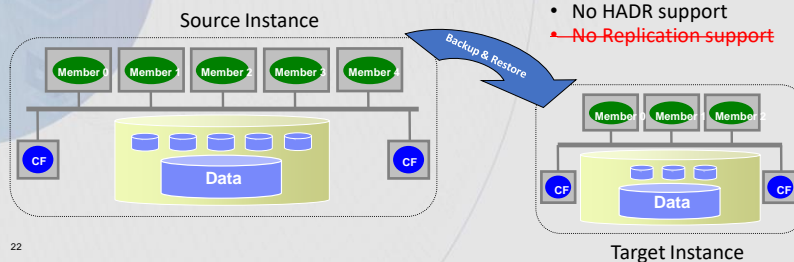
## Remove the Restriction of Restore and Rollforward Through a Topology Change in pureScale [2 | 3]

### 12.1 pureScale to pureScale:

- Online/offline add member
  - Restore + rollforward support (offline/online images)
  - HADR support

- Offline drop member

- ~~Topology life change event~~
- Database must be consistent; no backup / restore / rollforward pending
- ~~After drop of member must take offline database backup~~
- ~~Restore of offline backup images only and without rolling forward~~
- ~~No database or table-space rollforward support; non-recoverable point~~
- No HADR support
- ~~No Replication support~~



NOTE: pureScale <-> non-pureScale scenarios/restrictions not changed

Db2 10.5 came out with online add member and restore+rollforward support.  
Db2 12.1 came out with offline drop member and restore+rollforward support.

Offline drop member has these restrictions:

The last member cannot be dropped.

The catalogued databases must satisfy the following criteria:

- Consistent database.
- Have at least one reconciled member remaining after the drop.
- HADR role standard.
- Not backup pending.
- Not topology life change pending or in progress.
- Not database rollforward pending.
- Not restore pending.



## Remove the Restriction of Restore and Rollforward Through a Topology Change in pureScale [3 | 3]

- **Long Term Goal:**
  - Achieve ability to have pureScale online drop member support
- **12.1.0.0 Building Blocks:**
  - Remove need to take full database backup after drop member
  - Remove need to change topology life ID
  - Allow the restore of online database backup images with dropped members
  - Rollforward through dropped member operations
  - Full incremental support through drop member operation
  - Full table space level support through drop member operation
  - Database restore/rebuild support through drop member operation
  - db2ReadLog (Replication) through drop member operations
- **Dropping a member saves db cfg, BP files, LFH/MFH under MEMBERxxxx directory**
  - Backup images will include these objects from dropped members
- **More to come in 2025 ...**
  - Including HADR, upgrade, online and flexible add/drop member



23

Chipping away piece by piece to remove restrictions to one day soon support pureScale online drop member.

## HADR SSL support and Enable Hostname Validation Support in pureScale

- **HADR\_SSL\_LABEL** – specifies the label of the SSL certificate which encrypts communication between the primary and standby
- **HADR\_SSL\_HOST\_VAL** – specifies whether hostname validation for TLS connections between the primary and standby is enabled
- **Pre-12.1** these two database cfg parms were not supported in pureScale
  - db2checkSD would catch and fail
- **For 12.1** users can choose for **HADR\_SSL\_HOST\_VAL**:
  - To use SSL certificate with hostname validation (BASIC); or
  - To use SSL certificate without hostname validation (OFF)

24

HADR\_SSL\_LABEL - Label name in the key file for encrypted communication between HADR primary and standby instances configuration parameter  
<https://www.ibm.com/docs/en/db2/11.5?topic=parameters-hadr-ssl-label-label-name-ssl>

HADR\_SSL\_HOST\_VAL - TLS Hostname validation status configuration parameter  
<https://www.ibm.com/docs/en/db2/11.5?topic=parameters-hadr-ssl-host-val-label-name-ssl>

## Add Support for S3-Compatible (Remote) Storage to Automatic Db2 Backup

- **BACKUP** command currently supports remote/object storage as a media type:

```
DB2REMOTE://<alias>//<storage-path>
```

- There also exists automatic backup through **AUTO\_MAINT / AUTO\_DB\_BACKUP** db cfg parms
- This is a policy-based backup using XML syntax – it does not have syntax to support remote storage as a media type
- In 11.5.7/8, we enhanced our object storage support, this extends that to automatic backup
- Example policy file would contain:

```
<RemoteStorageBackupTarget>  
  <PathName>DB2REMOTE://<alias>//<storage-path></PathName>  
</RemoteStorageBackupTarget>
```

25

Automatic database backup

<https://www.ibm.com/docs/en/db2/11.5?topic=overview-automatic-database-backup>

## Automatic History File Pruning for Automatic Db2 Backups

- Applies to automatic backup through AUTO\_MAINT / AUTO\_DB\_BACKUP db cfg parms
- Currently has its own automatic pruning policy of Db2 backup images (keeps most recent)
- This contradicts Db2's automatic pruning feature controlled by AUTO\_DEL\_REC\_OBJ db cfg parm
- Request is to have automatic backup and automatic pruning behave together
- Solution:
  - If AUTO\_DEL\_REC\_OBJ is ON then use Db2's automatic pruning feature
  - Otherwise continue to use current automatic backup policy of keeping most recent

26

Automatic database backup

<https://www.ibm.com/docs/en/db2/11.5?topic=overview-automatic-database-backup>

## Licensing and Restrictions for Community and Starter Editions

- **New editions of Db2 enforce a restricted recovery model**
  - Recovery only at database level (e.g. no table space backup/restore/rollforward)
  - Recovery only to END OF BACKUP (e.g. no arbitrary point-in-time or END OF LOGS)
  - No HADR
- **This implies other restrictions**
  - DPF backups must be taken ON ALL DBPARTITIONNUMS
  - db2inidb must be AS SNAPSHOT
  - Crash recovery when table space is not accessible will fail rather than put table space into rollforward-pending state
  - RECOVER command cannot be used
- **Unlicensed actions will fail with:**

SQL8029N A valid license key was not found for the requested functionality. Reference numbers: "10".

27

Db2 database product editions and Db2 offerings

<https://www.ibm.com/docs/en/db2/11.5?topic=editions-db2-database-product-offerings>

Look for 12.1 version that introduces Starter Edition.

## Logical Schema Backup/Restore (LBAR) Enhancements

- Support Storage Access Alias in Place of Access Keys (Use DB2REMOTE)
- List Backup Image Contents (New LOGICAL\_BACKUP\_DETAILS\_TAB Table Function)
- Config Setting to Control Default Schema Type (Enable Row Modification Tracking by Default)

## Support Storage Access Alias in Place of Access Keys (Use DB2REMOTE)

- Ability to specify a remote storage alias with LBAR stored procedures and table function instead of specifying bare S3/COS credentials. Example:

```
db2 CATALOG STORAGE ACCESS ALIAS backupAlias VENDOR S3  
SERVER s3.us-east-2.amazonaws.com USER username PASSWORD password CONTAINER mybucket
```

```
# Doing backup with remote storage alias
```

```
db2 call sysproc.logical_backup('-type onl -schema myschema -path  
DB2REMOTE://backupAlias')
```

```
# Doing it with specifying bare credentials
```

```
db2 "call sysproc.logical_backup('-type onl -schema myschema -s3 -access-key  
username -secret-key password -bucket-url mybucket -endpoint s3.us-east-  
2.amazonaws.com') "
```

29

Schema-level and table-level backup and restore

<https://www.ibm.com/docs/en/db2/11.5?topic=recovery-schema-level-table-level-backup-restore>

## List Backup Image Contents (New LOGICAL\_BACKUP\_DETAILS\_TAB Table Function)

- Ability to get timestamps for backup images and also list of tenants, schemas, tables combinations for each backup image. Each field of timestamp, tenant, schema, table, etc has their column. Example:

# Now run the table function to see list of tables in each schema, and also timestamps, etc.  
db2 select \* from sysproc.LOGICAL\_BACKUP\_DETAILS\_TAB('-path /home/user/mybackups')

| TIMESTAMP       | TYPE | PREV_TIMESTAMP  | INSTANCE | DATABASE | TENANT | SCHEMA | TABLE  | ... |
|-----------------|------|-----------------|----------|----------|--------|--------|--------|-----|
| 202403131114548 | F    | -               | regress1 | MYDB     | SYSTEM | LBAR1  | TABLE1 |     |
| 202403131114548 | F    | -               | regress1 | MYDB     | SYSTEM | LBAR2  | TABLE1 |     |
| 202403131114548 | F    | -               | regress1 | MYDB     | SYSTEM | LBAR2  | TABLE2 |     |
| 202403131114548 | F    | -               | regress1 | MYDB     | SYSTEM | LBAR3  | -      |     |
| 202403131114548 | F    | -               | regress1 | MYDB     | SYSTEM | LBAR4  | -      |     |
| 202403131115790 | I    | 202403131114548 | regress1 | MYDB     | SYSTEM | LBAR1  | TABLE1 |     |
| 202403131115790 | I    | 202403131114548 | regress1 | MYDB     | SYSTEM | LBAR1  | TABLE2 |     |
| 202403131115790 | I    | 202403131114548 | regress1 | MYDB     | SYSTEM | LBAR2  | TABLE1 |     |
| 202403131115790 | I    | 202403131114548 | regress1 | MYDB     | SYSTEM | LBAR2  | TABLE3 |     |
| 202403131115790 | I    | 202403131114548 | regress1 | MYDB     | SYSTEM | LBAR3  | TABLE1 |     |
| 202403131115790 | I    | 202403131114548 | regress1 | MYDB     | SYSTEM | LBAR4  | -      |     |

30

Schema-level and table-level backup and restore

<https://www.ibm.com/docs/en/db2/11.5?topic=recovery-schema-level-table-level-backup-restore>



## Config Setting to Control Default Schema Type (Enable Row Modification Tracking by Default)

- Instead of explicitly specifying 'enable row modification tracking' when schema gets created, we can just set the db cfg parameter so all schemas are created as row modification tracking by default. Example:
- **Old:**
  - `db2 create schema LBAR1 enable row modification tracking`
- **New:**
  - `db2 update db cfg DFT_SCHEMAS_RMT for MYDB using YES`
  - `db2 create schema LBAR1`

31

Schema-level and table-level backup and restore

<https://www.ibm.com/docs/en/db2/11.5?topic=recovery-schema-level-table-level-backup-restore>

## What's Changed

- New Columns Added / New Formatting for BAR Stats Diag Entry
- Make DB2\_USE\_FAST\_LOG\_PREALLOCATION=YES the Default
- Make DB2\_BCKP\_PAGE\_VERIFICATION=ON the Default
- DB2\_FAIL\_RECOVERY\_ON\_TABLESPACE\_ERROR Crash Recovery Support
- Externalize DB2\_HADR\_DISKFULL\_NONBLOCKING
- Externalize DB2\_DPS\_RLOG\_SHR\_MEMBYTES
- Advanced Log Space Management (ALSM) on by Default Under DB2\_WORKLOAD=SAP

## New Columns Added for BAR Stats Diag Entry

- Three new fields by default:

- Throttle (added in 11.5.8)
- LogPhase
- LogBytes

FUNCTION: DB2 UDB, database utilities, sqluxLogDataStats, probe:2051  
MESSAGE : Performance statistics  
DATA #1 : String, 1864 bytes

Parallelism = 10  
Number of buffers = 20  
Buffer size = 16781312 (4097 4kB pages)

| BM# | Total | I/O   | MsgQ  | WaitQ | Throttle | LogPhase | Buffers | kBytes | LogBytes |
|-----|-------|-------|-------|-------|----------|----------|---------|--------|----------|
| --- | ----- | ----- | ----- | ----- | -----    | -----    | -----   | -----  | -----    |
| 000 | 0.59  | 0.35  | 0.00  | 0.23  | 0.00     | 0.00     | 4       | 16400  | 0        |
| ... |       |       |       |       |          |          |         |        |          |
| --- | ----- | ----- | ----- | ----- | -----    | -----    | -----   | -----  | -----    |
| TOT | -     | -     | -     | -     | -        | -        | 15      | 128432 | 0        |

- Open: How to account for time using remote storage media?

## New Formatting for BAR Stats Diag Entry

- Representing times as seconds makes it difficult to understand the scale of the time

| BM# | Total    | I/O      | Compr   | MsgQ     | WaitQ    | Buffers | GBytes | GBytes |
|-----|----------|----------|---------|----------|----------|---------|--------|--------|
| --- | -----    | -----    | -----   | -----    | -----    | -----   | -----  | -----  |
| 000 | 92873.78 | 43700.49 | 9262.30 | 11644.32 | 26728.88 | 406173  | 6334   | 11189  |
| 001 | 92862.32 | 26121.07 | 6196.32 | 9588.78  | 49743.70 | 274118  | 4271   | 6344   |
| ... |          |          |         |          |          |         |        |        |

- How long is 92000 seconds? These values are for human consumption so they should be human-readable
- We now represent the time in HH:MM:SS format

| BM# | Total    | I/O      | Compr   | MsgQ    | WaitQ    | Buffers | Gbytes | Gbytes |
|-----|----------|----------|---------|---------|----------|---------|--------|--------|
| --- | -----    | -----    | -----   | -----   | -----    | -----   | -----  | -----  |
| 000 | 25:47:53 | 12:08:20 | 2:34:22 | 3:14:04 | 7:25:28  | 406173  | 6334   | 11189  |
| 001 | 25:47:42 | 7:15:21  | 1:43:16 | 2:39:48 | 13:49:03 | 274118  | 4271   | 6344   |
| ... |          |          |         |         |          |         |        |        |

## Make DB2\_USE\_FAST\_LOG\_PREALLOCATION=YES the Default [1 | 2]

- Cost of creating log files can be expensive
- Using fast pre-allocation improves by reserving logical space up front and defers physical aspects to write; makes create code faster
- Operating systems: AIX and Linux on Veritas VxFS, JFS2, GPFS, ext4 (Linux only) and xFS (Linux only) file systems
- Pre-12.1: Default is OFF
  - SAP runs ON under DB2\_WORKLOAD
- 12.1: Default is now ON
  - Removed from DB2\_WORKLOAD=SAP

35

### DB2\_USE\_FAST\_PREALLOCATION

- Operating system: AIX and Linux on Veritas VxFS, JFS2, GPFS, ext4 (Linux only) and xFS (Linux only) file systems
- Default: ON for Veritas VxFS, JFS2, GPFS, ext4 and xFS, Values: ON or OFF
- Allows the fast preallocation file system feature to reserve table space, and speed up the process of creating or altering large table spaces and database restore operations. This speed improvement is implemented at a small delta cost of performing actual space allocation during runtime when rows are inserted. To disable fast preallocation, set **DB2\_USE\_FAST\_PREALLOCATION** to OFF. This might improve runtime performance, at the cost of slower table space creation and database restore times, on some operating systems, especially AIX, when there is a large volume of inserts and selects on same table space. Note that once fast preallocation is disabled, the database has to be restarted.

### DB2\_USE\_FAST\_LOG\_PREALLOCATION

- Operating system: AIX and Linux on Veritas VxFS, JFS2, GPFS, ext4 (Linux only) and xFS (Linux only) file systems
- Default: See **DB2\_USE\_FAST\_PREALLOCATION**, Values: ON or OFF
- Allows the fast preallocation file system feature to reserve space for log files, and

speed up the process of creating or altering large log files, if the underlying file system supports this feature. This speed improvement is implemented at a small delta cost of performing actual space allocation during runtime when log records get written to such preallocated log files. To enable fast preallocation for logs, set **DB2\_USE\_FAST\_LOG\_PREALLOCATION** to ON.

- Changes to this variable take effect immediately on the next log file allocation. Changes are applied without the need to restart the database instance, or the need to deactivate and activate the database.

## Make DB2\_USE\_FAST\_LOG\_PREALLOCATION=YES the Default [2 | 2]

- **NOTE: Complications with xFS and Red Hat (prior to 8.3) when disk full/fragmentation**
  - TechNote: Db2 can fail with an incorrect file size:
    1. <https://www.ibm.com/support/pages/node/6984753>
    2. <https://www.ibm.com/support/pages/db2usefastlogpreallocation-registry-variable-xfs-can-fail-incorrect-file-size>
  - File systems recommended for Db2:  
<https://www.ibm.com/support/pages/file-systems-recommended-db2-linux-unix-and-windows>

## Make DB2\_BCKP\_PAGE\_VERIFICATION=ON the Default

- **Verifies pages during backup**
  - Fails backup if anything does not verify correctly
- **Pre-12.1: Default is OFF**
  - SAP runs ON under DB2\_WORKLOAD
  - pureScale runs ON
- **12.1: Default is now ON**
  - Removed from DB2\_WORKLOAD=SAP
  - Performance impact: 2% degradation

37

### DB2\_BCKP\_PAGE\_VERIFICATION

- Operating system: All
- Default: ON, Values: ON, OFF
- Specifies whether DMS and AS page validation occurs during a backup. This registry variable is dynamic, that is, it can be set or unset without having to stop and start the instance.



## DB2\_FAIL\_RECOVERY\_ON\_TABLESPACE\_ERROR Crash Recovery Support

- Completed reg var support to include table space errors during crash recovery

Operating system: All

Default: NO, Values: NO, YES, ROLLFORWARD or **CRASHRECOVERY**

This variable specifies whether a recovery operation (including database/table space rollforward, database/table space restore, HADR standby replay and **crash recovery**) should fail after encountering an error condition on a table space.

If set to NO, Db2 would change the table space state and skip all subsequent recovery actions on the table space. This allows a user to recover the rest of the table spaces for the database first. The affected table space can be dropped or recovered using a new subsequent recovery operation.

If set to YES, the recovery operation would fail without changing the table space state for database/table space rollforward, database/table space restore, HADR standby replay and **crash recovery**.

If set to ROLLFORWARD, the recovery operation would fail without changing the table space state for database/table space rollforward, database/table space restore and HADR standby replay.

**If set to CRASHRECOVERY, the recovery operation would fail without changing the table space state for crash recovery.**

Changes to this variable do not require the database instance to be restarted and take effect at the start of the recovery operation.

## Externalize DB2\_HADR\_BLOCK\_ON\_DISKFULL (formerly DB2\_HADR\_DISKFULL\_NONBLOCKING)

- **Default behaviour of HADR standby running into disk full condition in active log path is that the standby database will stay up (similar to the behaviour where blk\_on\_log\_disk\_full database configuration parameter is enabled)**
  - This can cause transactions on primary to be blocked
- **With internal registry variable DB2\_HADR\_DISKFULL\_NONBLOCKING set to ON (default OFF), standby database will be brought down in disk full situation, thus taking HADR out of PEER state and unblock the transactions on the primary**
- **Solution:**
  - New registry variable DB2\_HADR\_BLOCK\_ON\_DISKFULL
    - Clearer and avoids double negative
    - Default: ON; Values: ON, OFF
    - ON – standby stays up; OFF – standby brought down
  - Discontinue DB2\_HADR\_DISKFULL\_NONBLOCKING
    - Users that have set will see db2diag.log message informing them to use new registry variable
    - Will still honour if DB2\_HADR\_BLOCK\_ON\_DISKFULL not set

## **Externalize DB2\_DPS\_RLOG\_SHR\_MEMBYTES**

- **Internal registry variable to help manage memory allocated to read log data for db2ReadLog (Replication) applications**
  - More memory can improve performance
- **We externalized in Tech Notes and APAR text and from time to time take questions on it**

40

DB2 readlog API Slow Performance

<https://www.ibm.com/support/pages/db2-readlog-api-slow-performance>

## **Advanced Log Space Management (ALSM) on by Default Under DB2\_WORKLOAD=SAP [1 | 2]**

- **Use ALSM to reduce your likelihood of hitting transaction log full conditions**
  - Enabled by setting `DB2_ADVANCED_LOG_SPACE_MGMT=ON`
- **In 12.1 DB2\_WORKLOAD=SAP includes ALSM ON by default**
- **NOTE: To learn more come to B16 - Db2 Advanced Log Space Management – Unleashed, Thursday 10:20**

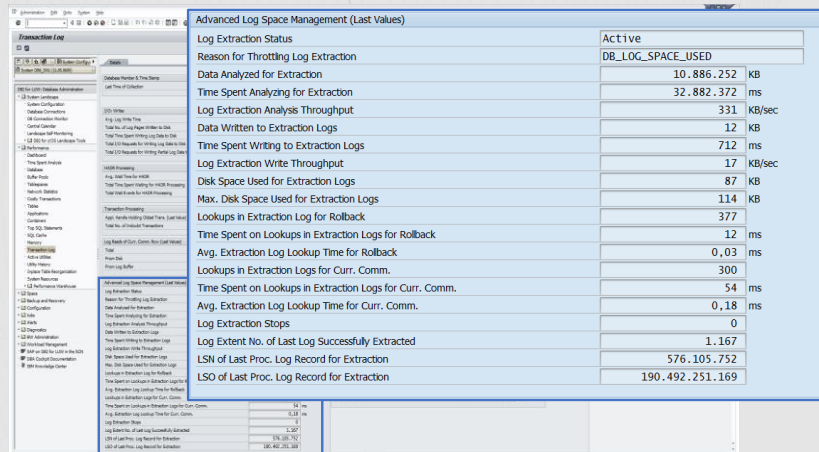
41

Advanced Log Space Management

<https://www.ibm.com/docs/en/db2/11.5?topic=logging-advanced-log-space-management>

## Advanced Log Space Management (ALSM) on by Default Under DB2\_WORKLOAD=SAP [2 | 2]

- ALSM integration into SAP DBA Cockpit



| Advanced Log Space Management (Last Values)              |                   |
|--|-------------------|
| Log Extraction Status                                    | Active            |
| Reason for Throttling Log Extraction                     | DB_LOG_SPACE_USED |
| Data Analyzed for Extraction                             | 10.886.252 KB     |
| Time Spent Analyzing for Extraction                      | 32.882.372 ms     |
| Log Extraction Analysis Throughput                       | 331 KB/sec        |
| Data Written to Extraction Logs                          | 12 KB             |
| Time Spent Writing to Extraction Logs                    | 712 ms            |
| Log Extraction Write Throughput                          | 17 KB/sec         |
| Disk Space Used for Extraction Logs                      | 87 KB             |
| Max. Disk Space Used for Extraction Logs                 | 114 KB            |
| Lookups in Extraction Log for Rollback                   | 377               |
| Time Spent on Lookups in Extraction Logs for Rollback    | 12 ms             |
| Avg. Extraction Log Lookup Time for Rollback             | 0,03 ms           |
| Lookups in Extraction Logs for Curr. Comm.               | 300               |
| Time Spent on Lookups in Extraction Logs for Curr. Comm. | 54 ms             |
| Avg. Extraction Log Lookup Time for Curr. Comm.          | 0,18 ms           |
| Log Extraction Stops                                     | 0                 |
| Log Extent No. of Last Log Successfully Extracted        | 1.167             |
| LSN of Last Proc. Log Record for Extraction              | 576.105.752       |
| LSO of Last Proc. Log Record for Extraction              | 190.492.251.169   |

42

## Advanced Log Space Management

<https://www.ibm.com/docs/en/db2/11.5?topic=logging-advanced-log-space-management>

## Deprecatcd / Discontinued

- Deprecatcd

- DB2\_HADR\_NO\_IP\_CHECK (the Old HADR NAT support)

- Discontinued

- db2tapemgr
- XBSA Support for Backup/Restore

## Deprecated DB2\_HADR\_NO\_IP\_CHECK (The Old HADR NAT support)

- **NAT means Network Address Translation**
- **Old method:**
  - Registry variable DB2\_HADR\_NO\_IP\_CHECK
    - Had limitations/issues thus deprecating in 12.1
- **New method:**
  - Configure db cfg values HADR\_LOCAL\_HOST / HADR\_LOCAL\_SVC with both the internal and external address as "<X> | <Y>"
    - Since 11.5.6
    - Ensure DB2\_HADR\_NO\_IP\_CHECK not set
    - Examples: <https://www.ibm.com/docs/en/db2/11.5?topic=support-hadr-nat>

HADR and network address translation (NAT) support

<https://www.ibm.com/docs/en/db2/11.5?topic=support-hadr-nat>

## Discontinued db2tapemgr

- **Was deprecated in 11.5; not aware of any use**
  - SAP environments had most use case scenarios
- **Will be discontinued in 12.1; executable removed**

45

Log archiving using db2tapemgr

<https://www.ibm.com/docs/en/db2/11.5?topic=management-log-archiving-using-db2tapemgr>

db2tapemgr - Manage log files on tape command

<https://www.ibm.com/docs/en/db2/11.5?topic=commands-db2tapemgr-manage-log-files-tape>



## **Discontinued XBSA Support**

- The XBSA library was removed from the product in 2006, but the docs never updated
- Samples removed



The banner features a large blue circle on the left with the text "IDUG" and "2024 EMEA Db2 Tech Conference" inside. On the right, the text "Db2 Availability & Recovery: Get Ready For What's Next" is displayed above the name "Michael Roecken" and his X handle "@roecken". A small X icon is next to the handle. Below this, the text "B6" is shown next to a pencil icon and the text "Please fill out your session evaluation!". In the bottom left corner, there are social media icons for X, Facebook, and LinkedIn, along with the handles "@IDUGDb2" and "#IDUG\_EMEA24". The IDUG logo is in the top right corner.

**IDUG**  
2024 EMEA Db2 Tech Conference

**Db2 Availability & Recovery:  
Get Ready For What's Next**

**Michael Roecken**  
X @roecken

**B6**  
Please fill out your session evaluation!

X f in  
@IDUGDb2  
#IDUG\_EMEA24

Michael Roecken is a senior software developer with Db2 for Linux, UNIX, and Windows platforms at the IBM Toronto Lab. Michael has worked since 2000 designing, implementing and supporting various features and capabilities in the areas of: backup/restore, crash/rollforward recovery, high availability/disaster recovery, logging/transaction management and upgrade/migration.

Please connect with Michael on X (formerly known as Twitter) at @roecken and LinkedIn.

## Tentative For 2025

- **Make Reduced Flushing During Backup ON by Default**
  - DB2\_REDUCE\_FLUSHING\_DURING\_BACKUP registry variable
- **Decouple Automatic History File Pruning from BACKUP Utility**
- **Automatic Archive Log Pruning When Non-Db2 Snapshots are Used**
- **UPGRADE/RESTORE Support of a Downlevel Database that is pureScale Add/Drop Member Pending**
- **HADR pureScale Drop Member Support**
- **Support More than 3 HADR standbys**
- **Allow Index Creation to Exceed MAX\_LOG / NUM\_LOG\_SPAN Database Configuration**
- **Support Streaming to Remote Storage for Log Archives**
- **Add DB2REMOTE Support to Overflow Log Path**